

## 10/100 BASE FILTER WITH DUAL USB 2.0 CONNECTOR FOR ESD IEC COMPATIBILITY(EN61000-4) APPLICATIONS

**Model NO. : EJLU-003TA1**

### Feature:

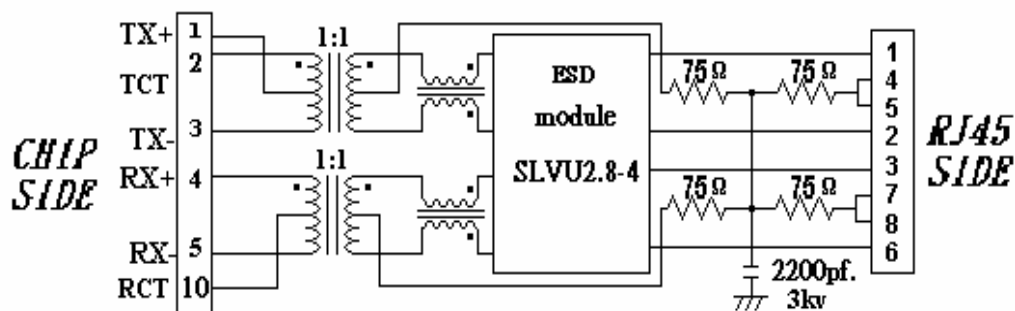
#### RoHS Compliant

- ⊙ Fully shielded magnetics protect data from internally generated digital noise
- ⊙ Reduces the overall length of the signal path for improved common mode performance
- ⊙ Implements full common mode termination scheme with used and unused twisted pairs
- ⊙ Meets IEEE802.3 Baseline Wander Compensation specification
- ⊙ Integrates high voltage capacitor to chassis ground
- ⊙ Supports all major transceivers with matched turns ration and complete integration of specified termination
- ⊙ Design for 100base-tx transmission over UTP-5 cable
- ⊙ Operating TEMP. range: -40°C to +85°C
- ⊙ Storage TEMP. range: -55°C to +125°C
- ⊙ Primary OCL inductance: 350μH MIN. at 100KHz/0.1Vrms with 8mA DC bias
- ⊙ With the LED lamp

### Typical Performance Characteristics@ 25C

Insertion Loss (dB MAX)	Return Loss (dB Min @100±15Ω)				Differential to Common Mode Rejection (dB MIN)	Cross talk (dB MIN)					CMRR (dB MIN)	Isolation Voltage (Vrms min)
	MHz					MHz	MHz					
1~100	1~30	40	50	60~80	1~100	20	40	60	80	100	1~100	
-1.0	-16	-14	-12	-10	-33	-47	-40	-37	-35	-33	-30	

### Schematic: Design on MDI Interface Circuitry



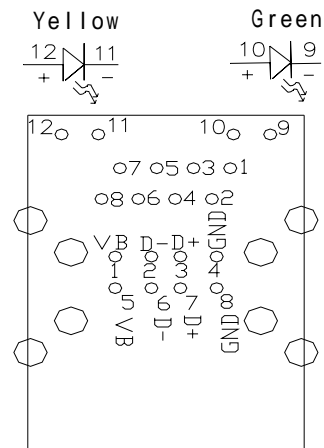
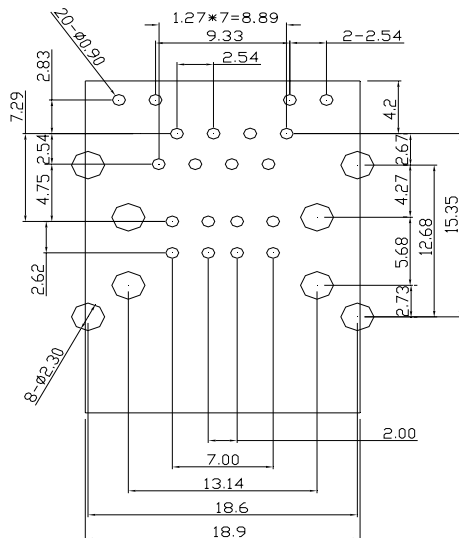
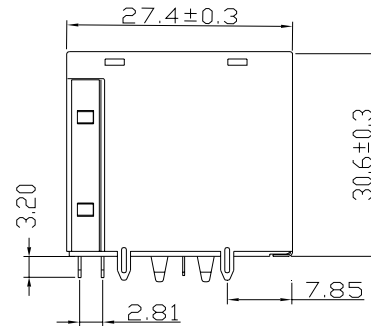
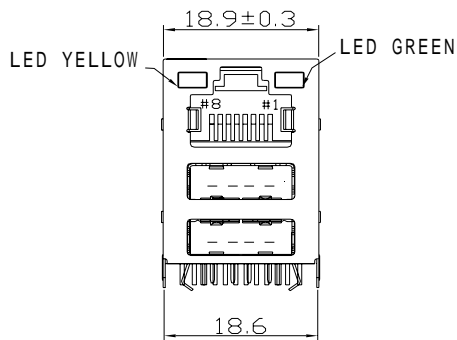
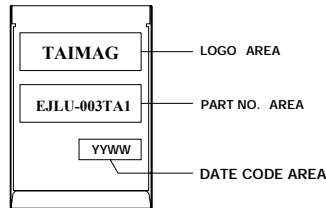


NUMBER:RD-SDEJLU-003TA1  
 DATE :2005/08/31 - I (REV:A1)

# Model NO. : EJLU-003TA1

Dimension: mm

TOLERANCE:±0.15 (Unless otherwise specified)

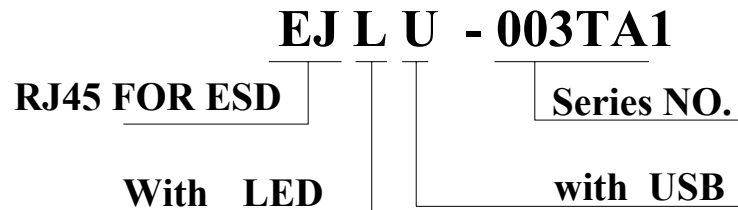


RECOMMENDED P.C.B LAYOUT  
 COMPONENT SIDE OF BOARD



NUMBER:RD-SDEJLU-003TA1  
DATE :2005/08/31 – I (REV:A1)

## Model NO. : EJLU-003TA1 Ordering Information



## Requirements :

### 1. Design and Construction

Product shall be of design, construction and physical dimensions specified on applicable product drawing.

### 2. Materials and Finish

#### A. Contact:

**RJ Contact : Phosphor Bronze, Thickness=0.30mm**

**Finish :Contact Area :6 $\mu$ "min. Gold over 50 $\mu$ "min. Nickel**

**RJ Joint Contact : Brass, Thickness=0.40mm**

**Finish : 80 $\mu$ "min. Sn over 50 $\mu$ "min. Nickel**

**USB Contact : Brass, Thickness=0.25mm**

**Finish :Contact Area : 30 $\mu$ "min. Gold over 50 $\mu$ "min. Nickel**

**LED Joint Contact : Brass, Thickness=0.40mm**

**Finish : 80 $\mu$ "min. Sn over 50 $\mu$ "min. Nickel**

#### B. Plastic Part :

**(1) Set Housing : Thermoplastic, PBT, Black**

**UL FILE NO. : E107536**

**Manufacturer : SHIKONG SYNTHETIC FIBERS CORP.**

**Grade : E202G30BK**

**Flame Class : UL 94V-0**

**(2) Insert : Thermoplastic, PBT, Black**

**UL FILE NO. : E107536**

**Manufacturer : SHIKONG SYNTHETIC FIBERS CORP.**

**Grade : E202G30BK**



NUMBER:RD-SDEJLU-003TA1  
DATE :2005/08/31 – I (REV:A1)

---

---

Flame Class : UL 94V-0

## Model NO. : EJLU-003TA1

(3) Spacer : Thermoplastic, PBT, Black

UL FILE NO. : E107536

Manufacturer : SHIKONG SYNTHETIC FIBERS CORP.

Grade : E202G30BK

Flame Class : UL 94V-0

(4) USB Housing : Thermoplastic, PBT, Black

UL FILE NO. : E107536

Manufacturer : SHIKONG SYNTHETIC FIBERS CORP.

Grade : E202G30BK

Flame Class : UL 94V-0

### C. Shield Material :

Cartridge  $t=0.25\text{mm}$

10 $\mu$ "-20 $\mu$ " Thick Nickel over Brass

### D. LED Lamp

(a) Lens Color : Transparent with color

(b) Emitted Color : Green & Yellow

(c) View Angle : 65°

(d) Wave Length : Green 565nm ; Yellow 585nm

(e) Recommended operation current (IF) : 20 mA

### Durability :

(1) 1000 cycles with no function damage for RJ-45 and USB. Abnormalities shall be present after the test.

(2) Low Level Contact Resistance :  $\Delta R=30\text{m}\Omega$  maximum (final).

(3) The sample should be mounted in the tester and fully mated and unmated 500 times per hour at the rate of 25mm/min. EIA-364-09C.

## Model NO. : EJLU-003TA1

1. Unit weight :20.5 grams
2. package : 50 pcs / tray / 1.065 kgms
3. Carton : 500 pcs / 10 layers of tray
4. Gross weight : 11.343 kgms

### Package drawing:

