

## 10/100/1000 BASE FILTER WITH DUAL USB 2.0 CONNECTOR

### Model NO.: RJLUG-034TA1

#### Feature:

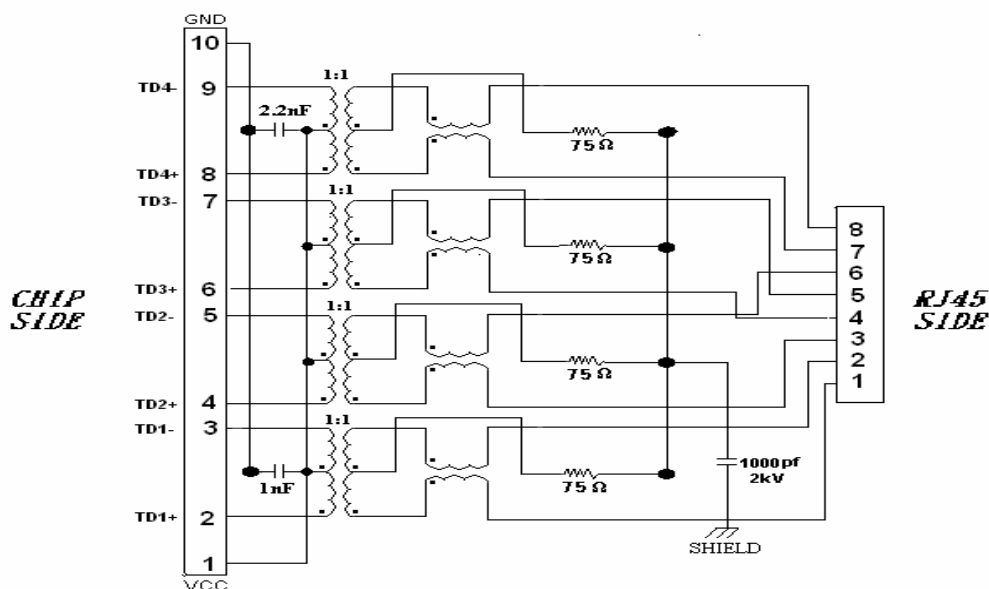
#### ◎ RoHS Compliant

- Fully shielded magnetics protect data from internally generated digital noise
- Reduces the overall length of the signal path for improved common mode performance
- Implements full common mode termination scheme with used and unused twisted pairs
- Meets IEEE802.3 Baseline Wander Compensation specification
- Integrates high voltage capacitor to chassis ground
- Supports all major transceivers with matched turns ration and complete integration of specified termination
- Design for 1000BASE-tx transmission over UTP-5 cable.
- Operating TEMP. range: -40 to +85
- Storage TEMP. range: -55 to + 125
- Primary OCL inductance: 350uH MIN. at 100KHz/0.1Vrms with 8mA DC bias.
- With the LED lamp.

#### Typical Performance Characteristics@ 25C

Insertion Loss (dB MAX)	Return Loss (dB Min @100±15Ω)					Differential to Common Mode Rejection (dB MIN)	Cross talk (dB MIN)					CMRR (dB MIN)	Isolation Voltage (Vrms min)
MHz	MHz					MHz	MHz					MHz	1500
1~100	1~30	40	50	60~80		1~100	20	40	60	80	100	1~100	
-1.0	-16	-14	-12	-10		-33	-47	-40	-37	-35	-33	-30	

#### Schematic Design on MDI Interface Circuitry



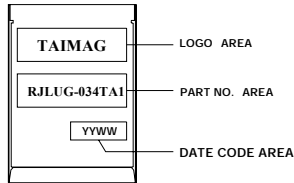


NUMBER:RD-SDRJLUG-034TA1  
 DATE : 2005/09/08 – I (REV:A1)

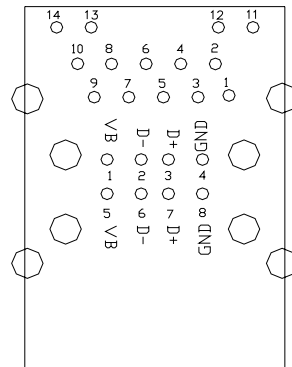
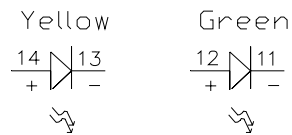
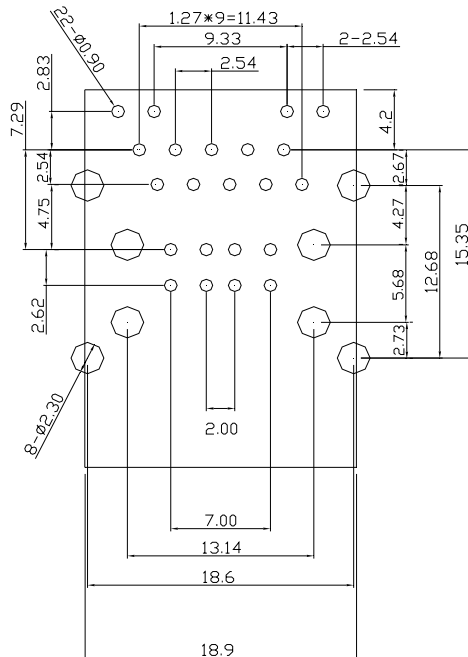
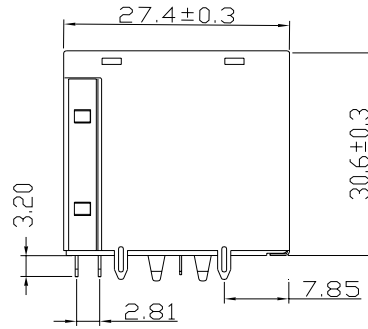
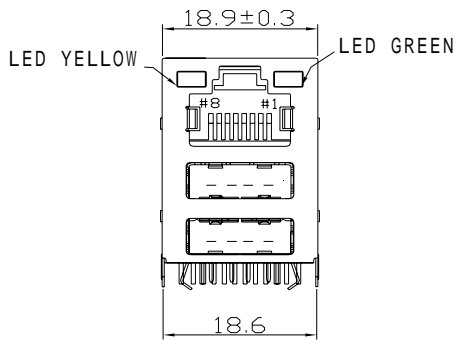
**Model NO.: RJLUG-034TA1**

**Dimension: mm**

**TOLERANCE:±0.15 (Unless otherwise specified )**



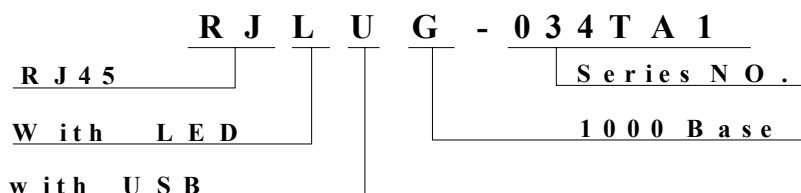
Internet Explorer.Ink



RECOMMENDED P.C.B LAYOUT  
 COMPONENT SIDE OF BOARD



## Model NO.: RJLUG-034TA1 Ordering Information



## Requirements :

### 1. Design and Construction

Product shall be of design, construction and physical dimensions specified on applicable product drawing.

### 2. Materials and Finish

#### A. Contact:

**RJ Contact : Phosphor Bronze, Thickness=0.30mm**

**Finish : Contact Area :6 $\mu$ "min. Gold over 50 $\mu$ "min. Nickel**

**RJ Joint Contact : Brass, Thickness=0.4mm**

**Finish : 80 $\mu$ "min. Sn over 50 $\mu$ "min. Nickel**

**USB Contact : Brass, Thickness=0.25mm**

**Finish : Contact Area : 30 $\mu$ "min. Gold over 50 $\mu$ "min. Nickel**

**LED Joint Contact : Brass, Thickness=0.4mm**

**Finish : 80 $\mu$ "min. Sn over 50 $\mu$ "min. Nickel**

#### B. Plastic Part :

**(1) Set Housing : Thermoplastic, PBT, Black**

**UL FILE NO. : E107536**

**Manufacturer : SHIKONG SYNTHETIC FIBERS CORP.**

**Grade : E202G30BK**

**Flame Class : UL 94V-0**

**(2) Insert : Thermoplastic, PBT, Black**

**UL FILE NO. : E107536**

**Manufacturer : SHIKONG SYNTHETIC FIBERS CORP.**

**Grade : E202G30BK**

**Flame Class : UL 94V-0**



## Model NO.: RJLUG-034TA1

(3) Spacer : Thermoplastic, PBT, Black

UL FILE NO. : E107536

Manufacturer : SHIKONG SYNTHETIC FIBERS CORP.

Grade : E202G30BK

Flame Class : UL 94V-0

(4) USB Housing : Thermoplastic, PBT, Black

UL FILE NO. : E107536

Manufacturer : SHIKONG SYNTHETIC FIBERS CORP.

Grade :E202G30BK

Flame Class : UL 94V-0

C. Shield Material :

Cartridge  $t=0.25\text{mm}$

10 $\mu$ "-20 $\mu$ " Thick Nickel over Brass

D. LED Lamp

(a) Lens Color : Transparent with color

(b) Emitted Color : Green, Yellow

(c) View Angle : 65°

(d) Wave Length : Green 565nm ; Yellow 585nm

(e)Recommended operation current (IF) : 20 mA

### 3. Ratings

(1) Voltage rating : 125 VAC

(2) Current rating : 1.5A

Durability :

(1) 1000 cycles with no function damage for RJ-45 and USB. Abnormalities shall be present after the test.

(2) Low Level Contact Resistance :  $\Delta R=30\text{m}\Omega$  maximum (final).

(3) The sample should be mounted in the tester and fully mated and unmated 500 times per hour at the rate of 25mm/min. EIA-364-09C.

## Model NO.: RJLUG-034TA1

1. Unit weight :20.6 grams
2. package : 50 pcs / tray / 1.044 kgms
3. Carton : 400 pcs / 8 layers of tray
4. Gross weight : 8.964 kgms

## Package drawing:

